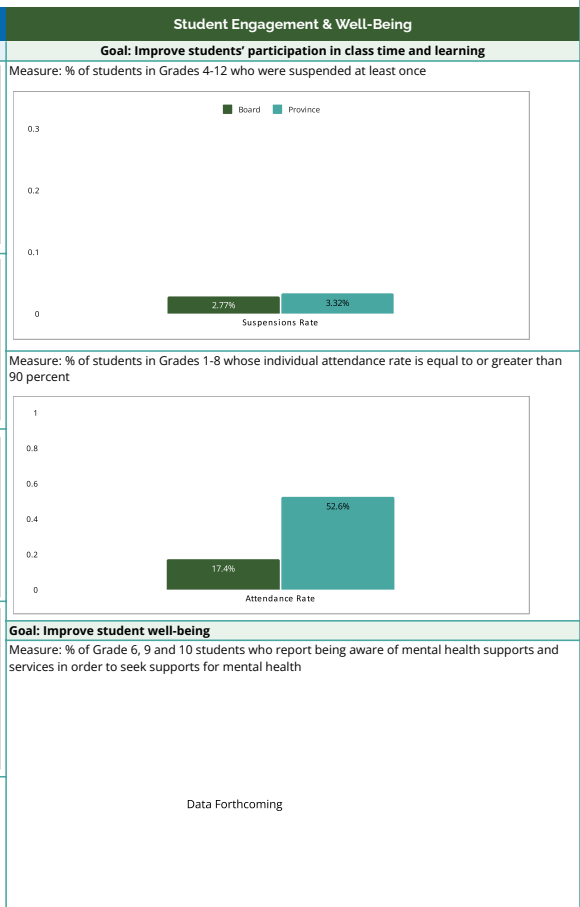
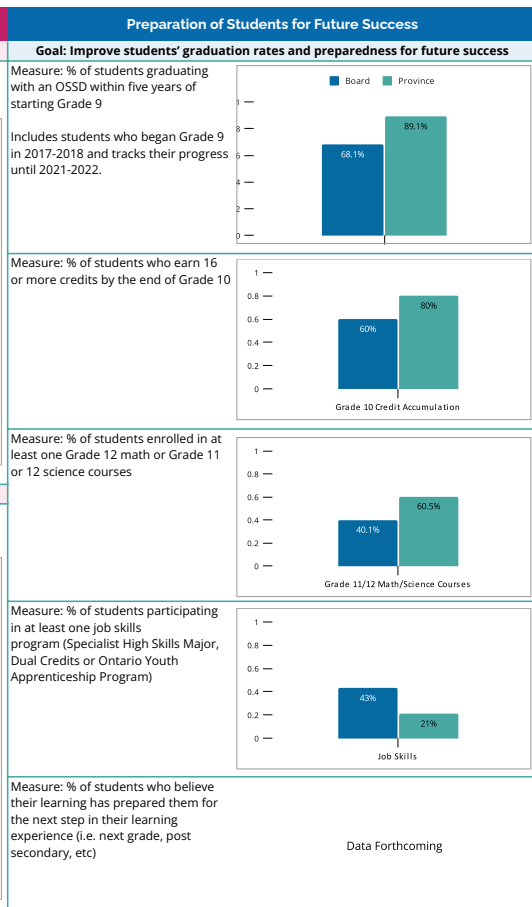
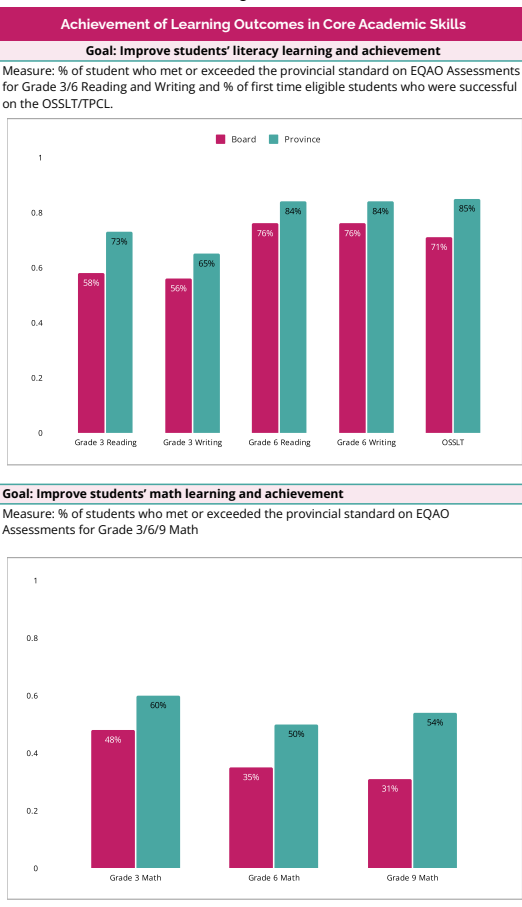


Student Achievement Plan: Keewatin-Patricia DSB

2022-2023 Academic Year

2021-2022 Academic Year



Source: As reported by schools through the Ontario School Information System (OnSIS), 2021-2022, and the Education Quality and Accountability Office (EQAO), 2022-2023.

Student Achievement Plan: Keewatin-Patricia DSB

Provincial Priorities		Measures & Results			Actions our School Board will take to Improve
Goal(s)	How this is Measured	School Board Performance	Provincial Performance	Additional School Board Measures	
Achievement of Learning Outcomes in Core Academic Skills, 2022-2023					
Goal: Improve students' literacy learning and achievement	% of students who meet or exceed the provincial standard on:				
	Grade 3 EQAO Reading Grade 3 EQAO Writing Grade 6 EQAO Reading Grade 6 EQAO Writing	58% 56% 76% 76%	73% 65% 84% 84%	<i>Acadience Reading Assessment</i>	
	% of fully participating, first-time eligible students who are successful on the OSSLT/TPCL	71%	85%		<i>* Use of skill improvement intervention programs - Lexia and Empower for literacy and Freckle for numeracy</i>
Goal: Improve students' math learning and achievement	% of students who meet or exceed the provincial standard on:				
	Grade 3 EQAO Math Grade 6 EQAO Math Grade 9 EQAO Math	48% 35% 31%	60% 50% 54%	<i>STAR Math Assessment</i>	
Preparation of Students for Future Success, 2021-2022					
Goal: Improve students' graduation rates and preparedness for future success	% of students who earn 16 or more credits by the end of Grade 10	60%	80%		
	% of students participating in at least one job skills program (Specialist High Skills Major, Dual Credits or Ontario Youth Apprenticeship Program)	43%	21%	<i>Number of students participating in all job skills programs, including co-operative education</i> <i>Graduation rates for students participating in one job skills program</i>	<i>In 22-23, 243 students or 24% of Gr. 11 and 12 students enrolled in cooperative education (this does not include night or summer)</i> <i>* Elementary Pathways programming and support for transition to secondary, including exposure to technological education specifically around construction and welding</i> <i>* Professional learning around skilled trades and technology and work around support/connections for students after graduation</i>
	% of students graduating with an OSSD within five years of starting Grade 9	68.1%	89.1%		<i>* Work with our grade 7/8 students/families around the skilled trades and benefits of the job skills programs</i>
	% of students enrolled in at least one Grade 12 math or Grade 11 or 12 science courses	40.1%	60.5%		<i>* Night and summer programming for students to increase credit accumulation when below target</i>
	% of students who believe their learning has prepared them for the next step in their learning experience (i.e. next grade, post secondary, etc)	Forthcoming	Forthcoming	<i>Measured in Grade 8 and Grade 12 Exit Surveys</i> <i>Prepared for Next Learning.jpeg</i>	
Student Engagement & Well-Being, 2021-2022					
Goal: Improve students' participation in class time and learning	% of students in Grades 1-8 whose individual attendance rate is equal to or greater than 90 percent	17.4%	52.6%		<i>* Increase expanded programming and experiential learning opportunities for students to increase student engagement</i>
	% of students in Grades 4-12 who were suspended at least once	2.77%	3.32%		<i>* Developed a new system position titled 'Engagement Lead' to provide direction for best practices at tiers 1,2 and 3 in supporting student engagement and attendance. This position includes providing professional development to the system, working with families and community members on attendance and engagement, as well as the development of and implementation of attendance protocols for the board</i>
Goal: Improve student well-being	% of Grade 6, 9 and 10 students who report being aware of mental health supports and services in order to seek supports for mental health	Forthcoming	Forthcoming	<i>Measured in 2021/2022 Climate Survey</i> Grade 9 - 47.7% Grade 10 - 58.3%	

Source: As reported by schools through the Ontario School Information System (OnSIS), 2021-2022, and the Education Quality and Accountability Office (EQAO), 2022-2023.